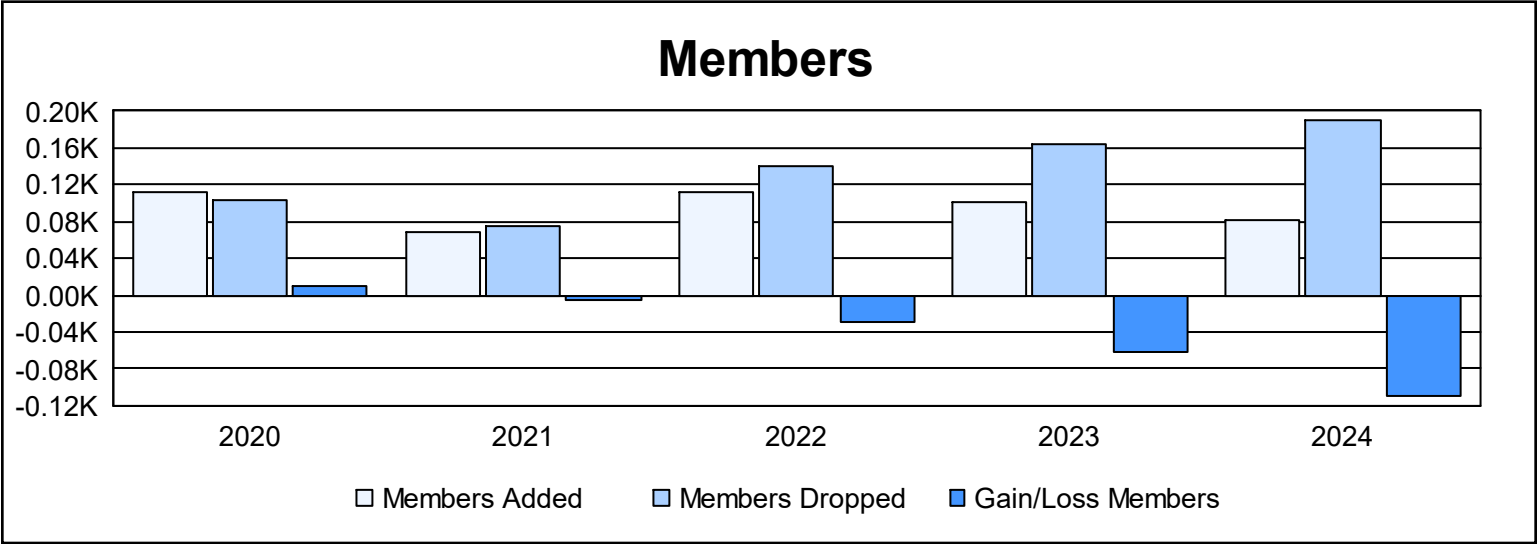
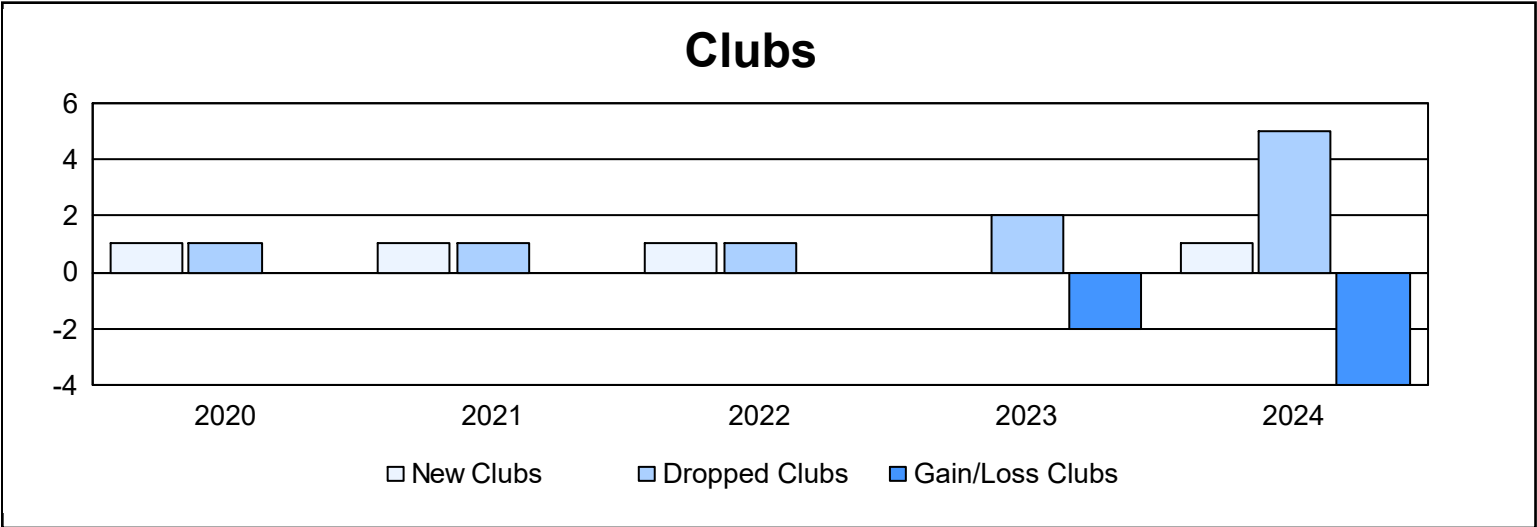
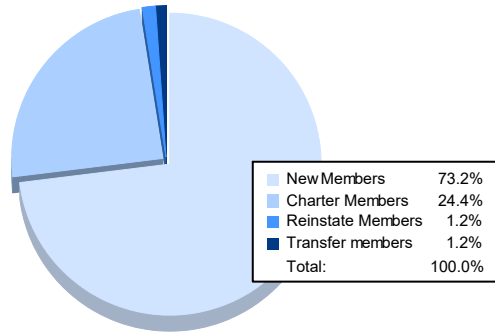


| Year      | New Clubs | Dropped Clubs | Gain/ Loss Clubs | New Members | Charter Members | Reinstate Members | Transfer Members | Total Member Added | Total Members Dropped | Gain/ Loss Members |
|-----------|-----------|---------------|------------------|-------------|-----------------|-------------------|------------------|--------------------|-----------------------|--------------------|
| 2019-2020 | 1         | 1             | 0                | 88          | 20              | 0                 | 4                | 112                | 103                   | 9                  |
| 2020-2021 | 1         | 1             | 0                | 42          | 22              | 1                 | 3                | 68                 | 74                    | -6                 |
| 2021-2022 | 1         | 1             | 0                | 88          | 22              | 0                 | 2                | 112                | 141                   | -29                |
| 2022-2023 | 0         | 2             | -2               | 59          | 8               | 28                | 7                | 102                | 163                   | -61                |
| 2023-2024 | 1         | 5             | -4               | 60          | 20              | 1                 | 1                | 82                 | 191                   | -109               |
| Average   | 1         | 2             | -1               | 67          | 18              | 6                 | 3                | 95                 | 134                   | -39                |



### Membership Composition June 2024 Cumulative



### Gender Composition June 2024 Cumulative

